

**Site Usage**

**74 Visits**

Previous: 53 (39.62%)

**44.59% Bounce Rate**

Previous: 39.62% (12.55%)

**259 Pageviews**

Previous: 188 (37.77%)

**00:03:40 Avg. Time on Site**

Previous: 00:03:34 (2.70%)

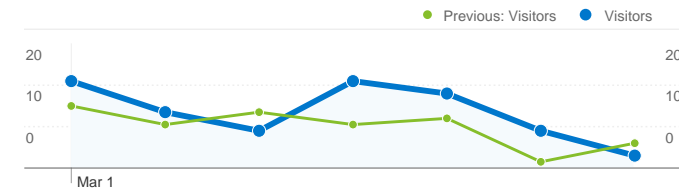
**3.50 Pages/Visit**

Previous: 3.55 (-1.33%)

**60.81% % New Visits**

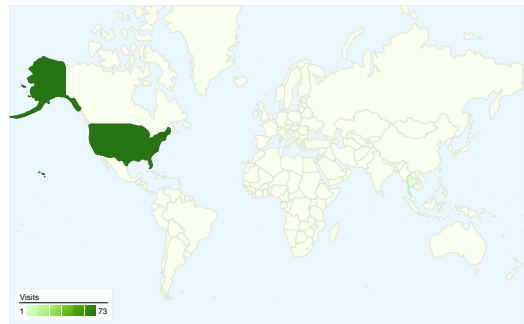
Previous: 58.49% (3.97%)

**Visitors Overview**

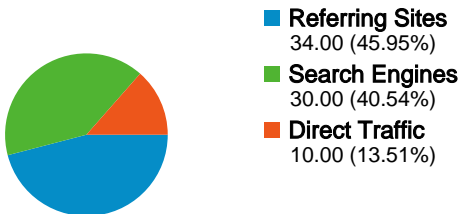


**Visitors**  
**56**

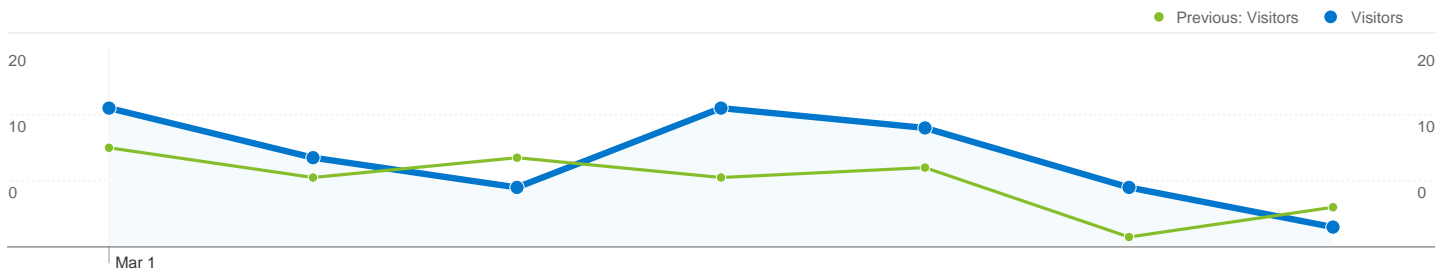
**Map Overlay**



**Traffic Sources Overview**



Content Overview		
Pages	Pageviews	% Pageviews
/		
Mar 1, 2010 - Mar 7, 2010	59	22.78%
Feb 22, 2010 - Feb 28, 2010	45	23.94%
% Change	31.11%	-4.83%
/food.html		
Mar 1, 2010 - Mar 7, 2010	18	6.95%
Feb 22, 2010 - Feb 28, 2010	16	8.51%
% Change	12.50%	-18.34%
/5000b.html		
Mar 1, 2010 - Mar 7, 2010	17	6.56%
Feb 22, 2010 - Feb 28, 2010	13	6.91%
% Change	30.77%	-5.08%
/index.html		
Mar 1, 2010 - Mar 7, 2010	13	5.02%
Feb 22, 2010 - Feb 28, 2010	3	1.60%
% Change	333.33%	214.54%
/board/101b.html		
Mar 1, 2010 - Mar 7, 2010	11	4.25%
Feb 22, 2010 - Feb 28, 2010	12	6.38%
% Change	-8.33%	-33.46%



**56 people visited this site**

**74 Visits**

Previous: 53 (39.62%)

**56 Absolute Unique Visitors**

Previous: 41 (36.59%)

**259 Pageviews**

Previous: 188 (37.77%)

**3.50 Average Pageviews**

Previous: 3.55 (-1.33%)

**00:03:40 Time on Site**

Previous: 00:03:34 (2.70%)

**44.59% Bounce Rate**

Previous: 39.62% (12.55%)

**60.81% New Visits**

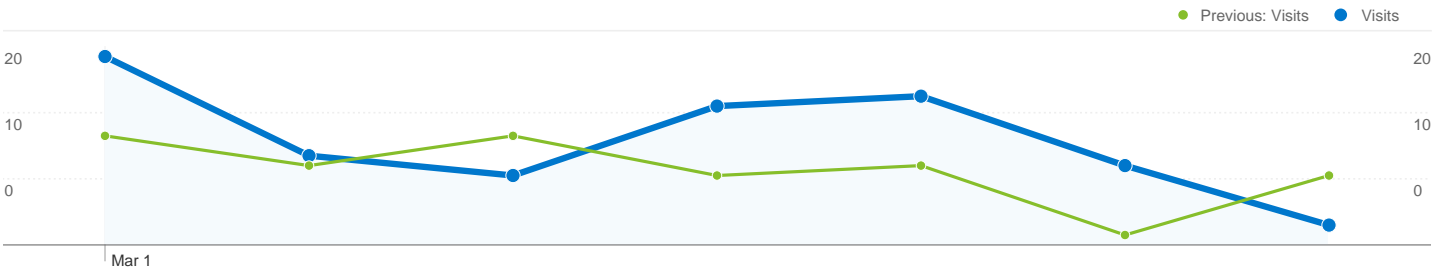
Previous: 58.49% (3.97%)

**Technical Profile**

Browser	Visits	% visits	Connection Speed	Visits	% visits
Internet Explorer			DSL		
Mar 1, 2010 - Mar 7, 2010	41	55.41%	Mar 1, 2010 - Mar 7, 2010	35	47.30%
Feb 22, 2010 - Feb 28, 2010	27	50.94%	Feb 22, 2010 - Feb 28, 2010	25	47.17%
% Change	51.85%	8.76%	% Change	40.00%	0.27%
Firefox			Unknown		
Mar 1, 2010 - Mar 7, 2010	28	37.84%	Mar 1, 2010 - Mar 7, 2010	21	28.38%
Feb 22, 2010 - Feb 28, 2010	24	45.28%	Feb 22, 2010 - Feb 28, 2010	10	18.87%
% Change	16.67%	-16.44%	% Change	110.00%	50.41%

Safari		
Mar 1, 2010 - Mar 7, 2010	3	4.05%
Feb 22, 2010 - Feb 28, 2010	0	0.00%
% Change	100.00%	100.00%
Chrome		
Mar 1, 2010 - Mar 7, 2010	2	2.70%
Feb 22, 2010 - Feb 28, 2010	2	3.77%
% Change	0.00%	-28.38%

Cable		
Mar 1, 2010 - Mar 7, 2010	9	12.16%
Feb 22, 2010 - Feb 28, 2010	9	16.98%
% Change	0.00%	-28.38%
T1		
Mar 1, 2010 - Mar 7, 2010	7	9.46%
Feb 22, 2010 - Feb 28, 2010	4	7.55%
% Change	75.00%	25.34%
Dialup		
Mar 1, 2010 - Mar 7, 2010	2	2.70%
Feb 22, 2010 - Feb 28, 2010	5	9.43%
% Change	-60.00%	-71.35%



## All traffic sources sent a total of 74 visits

### 13.51% Direct Traffic

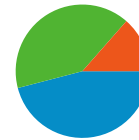
Previous: 11.32% (19.37%)

### 45.95% Referring Sites

Previous: 50.94% (-9.81%)

### 40.54% Search Engines

Previous: 37.74% (7.43%)



- **Referring Sites**  
34.00 (45.95%)
- **Search Engines**  
30.00 (40.54%)
- **Direct Traffic**  
10.00 (13.51%)

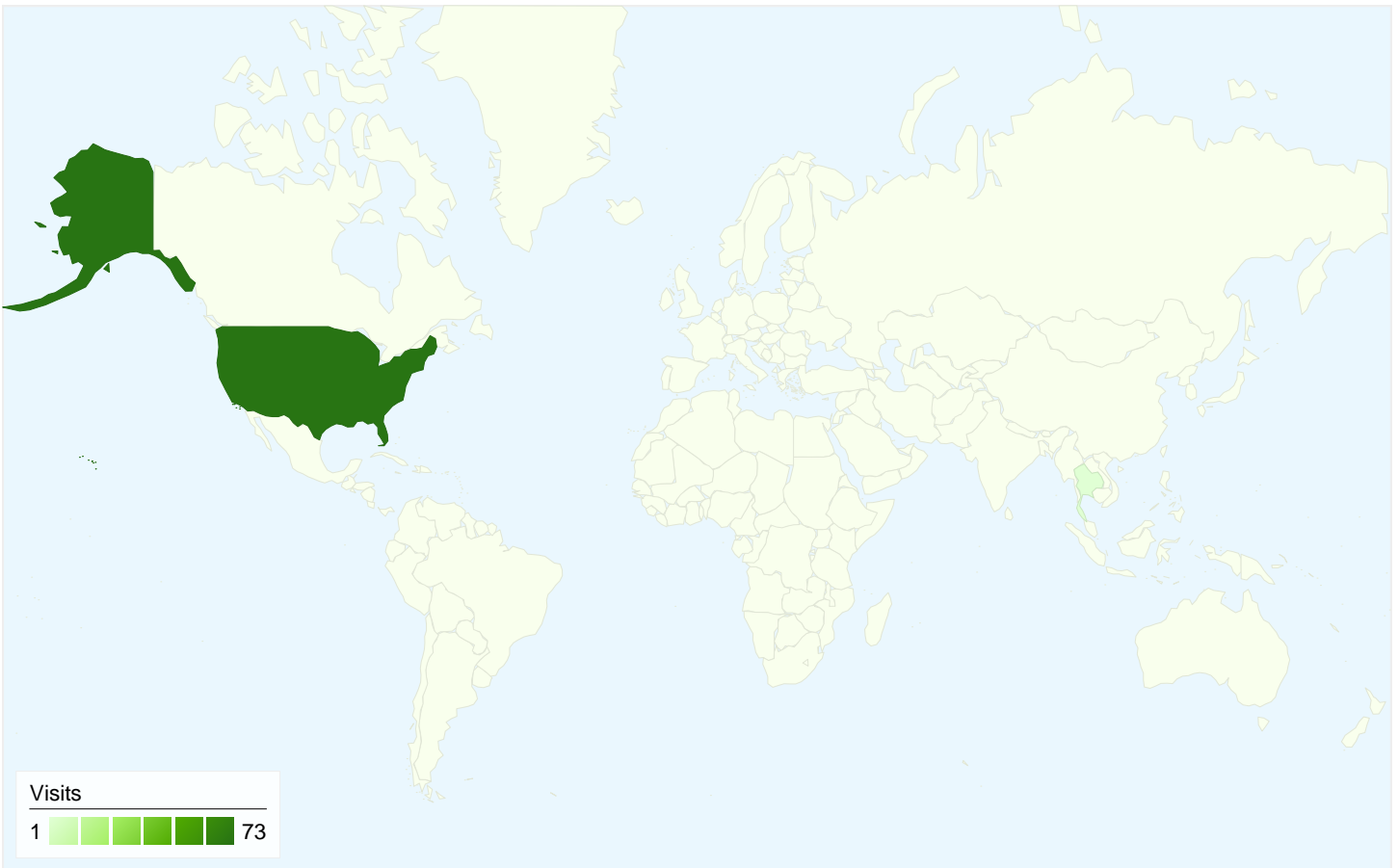
## Top Traffic Sources

Sources	Visits	% visits
google (organic)		
Mar 7, 2010 - Mar 7, 2010	20	27.03%
Feb 22, 2010 - Feb 28, 2010	18	33.96%
% Change	11.11%	-20.42%
iowacounty.org (referral)		
Mar 1, 2010 - Mar 7, 2010	18	24.32%
Feb 22, 2010 - Feb 28, 2010	13	24.53%
% Change	38.46%	-0.83%
(direct) ((none))		
Mar 1, 2010 - Mar 7, 2010	10	13.51%
Feb 22, 2010 - Feb 28, 2010	6	11.32%
% Change	66.67%	19.37%
sustainablework.com (referral)		
Mar 1, 2010 - Mar 7, 2010	8	10.81%
Feb 22, 2010 - Feb 28, 2010	5	9.43%
% Change	60.00%	14.59%
blogger.com (referral)		

Keywords	Visits	% visits
iowa county economic development		
Mar 1, 2010 - Mar 7, 2010	4	13.33%
Feb 22, 2010 - Feb 28, 2010	3	15.00%
% Change	33.33%	-11.11%
wisconsin innovation kitchen		
Mar 1, 2010 - Mar 7, 2010	2	6.67%
Feb 22, 2010 - Feb 28, 2010	1	5.00%
% Change	100.00%	33.33%
artisan foods iowa		
Mar 1, 2010 - Mar 7, 2010	1	3.33%
Feb 22, 2010 - Feb 28, 2010	0	0.00%
% Change	100.00%	100.00%
bluemound national state park iowa		
Mar 1, 2010 - Mar 7, 2010	1	3.33%
Feb 22, 2010 - Feb 28, 2010	0	0.00%
% Change	100.00%	100.00%
dodgeville, wi economic development		

Mar 1, 2010 - Mar 7, 2010	7	9.46%
Feb 22, 2010 - Feb 28, 2010	6	11.32%
% Change	16.67%	-16.44%

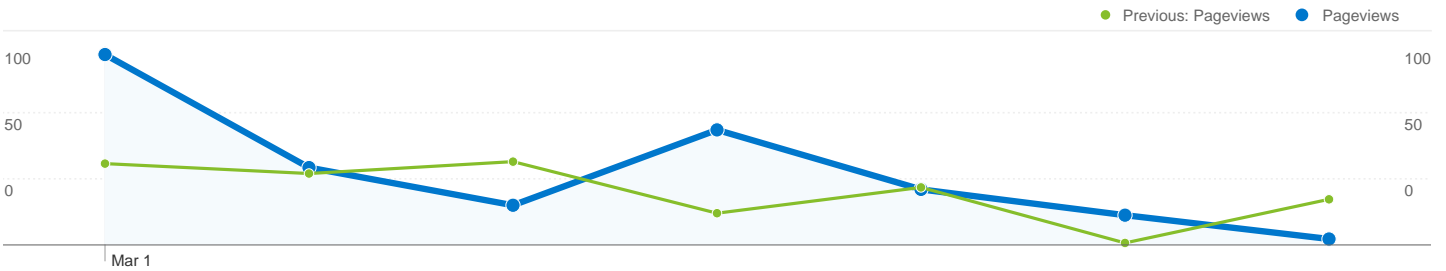
Mar 1, 2010 - Mar 7, 2010	1	3.33%
Feb 22, 2010 - Feb 28, 2010	0	0.00%
% Change	100.00%	100.00%



## 74 visits came from 2 countries/territories

Site Usage

<b>Visits</b> <b>74</b> Previous: 53 (39.62%)	<b>Pages/Visit</b> <b>3.50</b> Previous: 3.55 (-1.33%)	<b>Avg. Time on Site</b> <b>00:03:40</b> Previous: 00:03:34 (2.70%)	<b>% New Visits</b> <b>60.81%</b> Previous: 58.49% (3.97%)	<b>Bounce Rate</b> <b>44.59%</b> Previous: 39.62% (12.55%)	
Country/Territory	Visits	Pages/Visit	Avg. Time on Site	% New Visits	Bounce Rate
<b>United States</b>					
March 1, 2010 - March 7, 2010	73	3.52	00:03:43	61.64%	45.21%
February 22, 2010 - February 28, 2010	53	3.55	00:03:34	58.49%	39.62%
% Change	37.74%	-0.75%	4.01%	5.39%	14.09%
<b>Thailand</b>					
March 1, 2010 - March 7, 2010	1	2.00	00:00:15	0.00%	0.00%
February 22, 2010 - February 28, 2010	0	0.00	00:00:00	0.00%	0.00%
% Change	100.00%	100.00%	100.00%	0.00%	0.00%



## Pages on this site were viewed a total of 259 times

**259 Pageviews**

Previous: 188 (37.77%)

**190 Unique Views**

Previous: 138 (37.68%)

**44.59% Bounce Rate**

Previous: 39.62% (12.55%)

## Top Content

Pages	Pageviews	% Pageviews
/		
Mar 1, 2010 - Mar 7, 2010	59	22.78%
Feb 22, 2010 - Feb 28, 2010	45	23.94%
% Change	31.11%	-4.83%
/food.html		
Mar 1, 2010 - Mar 7, 2010	18	6.95%
Feb 22, 2010 - Feb 28, 2010	16	8.51%
% Change	12.50%	-18.34%
/5000b.html		
Mar 1, 2010 - Mar 7, 2010	17	6.56%
Feb 22, 2010 - Feb 28, 2010	13	6.91%
% Change	30.77%	-5.08%
/index.html		
Mar 1, 2010 - Mar 7, 2010	13	5.02%
Feb 22, 2010 - Feb 28, 2010	3	1.60%
% Change	333.33%	214.54%
/board/101b.html		

Mar 1, 2010 - Mar 7, 2010	11	4.25%
Feb 22, 2010 - Feb 28, 2010	12	6.38%
% Change	-8.33%	-33.46%